

Vertical CNC Drilling and Machining Center

EVOLUTION 7401 | 7402

With XL Drilling Head for maximum drilling performance!



PRODUCTIVITY AND PRECISION



Intelligent solutions for drilling, grooving and milling

The technical data for the EVOLUTION series speaks for itself: Workpieces with height up to 920 mm and unlimited length can be processed with the smallest possible space requirements.

Material thicknesses of 8 to 70 mm make the vertical machining centers from HOLZ-HER all-round machines for producing everything from drawers to body parts, furniture fronts and rear walls.

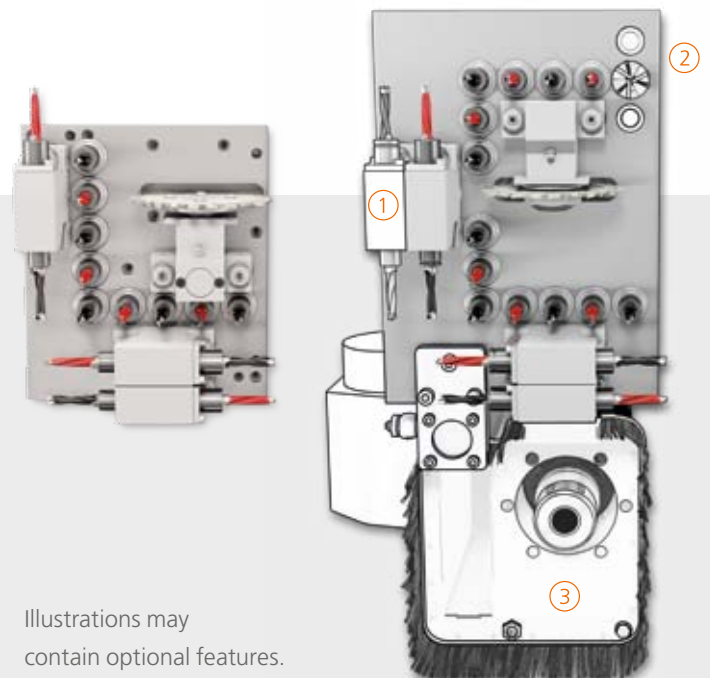
Campus Software Package guarantees simple and clear programming.

The solid design of the EVOLUTION series guarantees short cycle times and maximum machining quality.



Fully equipped drilling head

- 15 drilling spindles for 5 in-line holes each in X and Y directions as well as 6 horizontal drills and integrated sawing unit for quick and precise results (Fig. bottom left).
- As an option, the EVOLUTION series can also be equipped for even higher performance with an XL-drilling head, with up to 22 drilling spindles and grooving saw (Fig. bottom right).
- **XL drilling head supplements**
 - ① Additional double drilling spindle in Y direction
 - ② Vertical adapter with extra strong spindle
 - ③ Cutting spindle (on EVOLUTION 7402 only)



The intelligent energy management system – standard feature on all HOLZ-HER CNC machining centers.

Illustrations may contain optional features.



Your design ideas perfectly implemented

HOLZ-HER's EVOLUTION Series ensures rational machining and maximum flexibility especially for production of furniture parts. And this, in spite of minimum space requirements.

■ Simple programming

Equipped with a 21.2" monitor (16:9) and latest version of the user-friendly CAMPUS/NC Hops Software including aCADemy CAD, DXF import and versatile macros (Fig. 1).

■ Innovative vacuum clamping system

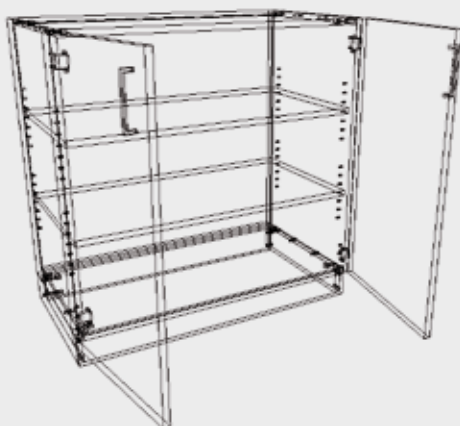
Ideal for highly differing, even highly sensitive materials. Wide selection of suction cups e.g. for solid wood.

■ Enormous flexibility


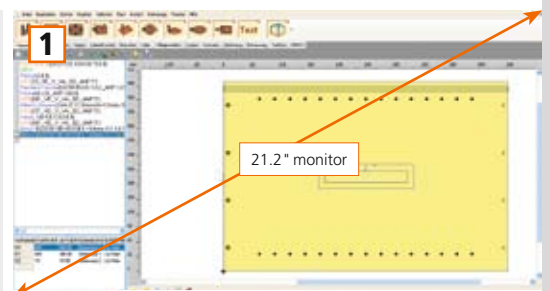
Machining of panel material with length up to 2,500 mm and width up to 920 mm without additional extensions. Even workpieces with dimensions up to 200 x 70 mm are no problem. Fully automatic workpiece thickness adaptation from 8 to 70 mm – without setting up anew.

■ Automatic tolerance correction (optional)

Determination of exact length dimension and automatic correction of tolerances for dimension-dependent drilling. Ideal as perfect supplement for high precision drilling, e.g. for workpieces which have already been edged (Fig. 2).



Complete drilling work for every piece of furniture.



Equipment Overview

Machine	EVOLUTION 7401	EVOLUTION 7402
Machining dimensions Max.: Min.:	2,500 x 920 x 70 mm (without additional support) 200 x 70 x 8 mm	2,500 x 920 x 70 mm (without additional support) 200 x 70 x 8 mm
Max machining dimensions in X direction without reclamping	800 mm drilling width	800 mm drilling and cutting width
Drilling head	15 Spindles (9 V 6 H), incl. sawing unit for grooving in X-direction	15 Spindles (9 V 6 H), incl. sawing unit for grooving in X-direction
XL drilling head	19 Spindles (13 V 6 H), incl. sawing unit for grooving in X-direction	19 Spindles (13 V 6 H), incl. sawing unit for grooving in X-direction
	Double drilling spindle in Y direction	Double drilling spindle in Y direction
	vertical adapter with double positioning force	vertical adapter with double positioning force
Cutter unit	X	5.6 kW, with clamp
		Tool diameter up to 80 mm, length 800 mm (from front edge collet chuck)
Vector speed	68 m/min.	68 m/min.
Safety equipment	CE compliant	CE compliant
Workpiece support	Solid rollways incl. stops	Solid rollways incl. stops
Workpiece clamping	Automatically positioning vacuum system	Automatically positioning vacuum system
	ECO-Vac 8 m ³ /h vacuum pump	ECO-Vac 8 m ³ /h vacuum pump
Software	CAMPUS/NC-HOPS incl. aCADemy CAD/CAM module with machine license	CAMPUS/NC-HOPS incl. aCADemy CAD/CAM Machine license module

Standard

Optional

X

Not available

The technical data specified is intended for reference only. HOLZ-HER woodworking machines are subject to constant development and are therefore subject to modification without prior notice. The illustrations are therefore not binding. Some of the machines shown also contain special equipment not included as a standard feature. For clarity, some of the machines are shown without protective hood.

UK – HOLZ-HER 3379 40 – Printed in Germany/Imprimé en Allemagne
 Printed on: 29.04.2015 – First edition: 29.04.2015

Your authorized HOLZ-HER dealer



HOLZ-HER

A member of the WEINIG Group

HOLZ-HER GmbH
 Plochinger Straße 65
 72622 Nürtingen
 Germany

T +49 (0) 70 22 702-0
kontakt@holzher.com
www.holzher.com